CHEMICAL ANALYSIS TEST REPORT

Laboratory: Nectar Spectra Laboratories
Location: Barcelona, Spain
Contact: office@nectarspectralabs.com

We hereby certify that:

The test(s) shown below were conducted according to industry standard proceedures, using verified reference standards and calibrated instruments. We vouch for the accuracy of these results. Nevertheless we cannot rule out the presence of other minor/trace compounds below the limit of detection of our instruments.

We do not guarantee the safety of consumption of any product, and do not vouch for suppliers of products tested by us, nor for batches. We provide results for scientific and informational purposes on the samples we tested.

Sample Purchase ID	P1462
Sample Lab ID	L1651
Sample ALIAS	Zion Pharma P1462
Date of sample reception	9-Nov-2026
Date of report	13-Nov-2026
Techniques used:	FTIR + HPLC-DAD + NMR
Report by (technician ID)	F2401
Expected substance	Tadalafil

RESULTS:

Tadalafil 96%

Lab comments:

REPORT VERIFICATION CODE: d95789720bbbc4c7bf913164a7631437 https://www.nectarspectralabs.com/en/report-verifier

END OF REPORT - SPECTRA ATTACHMENTS BELOW

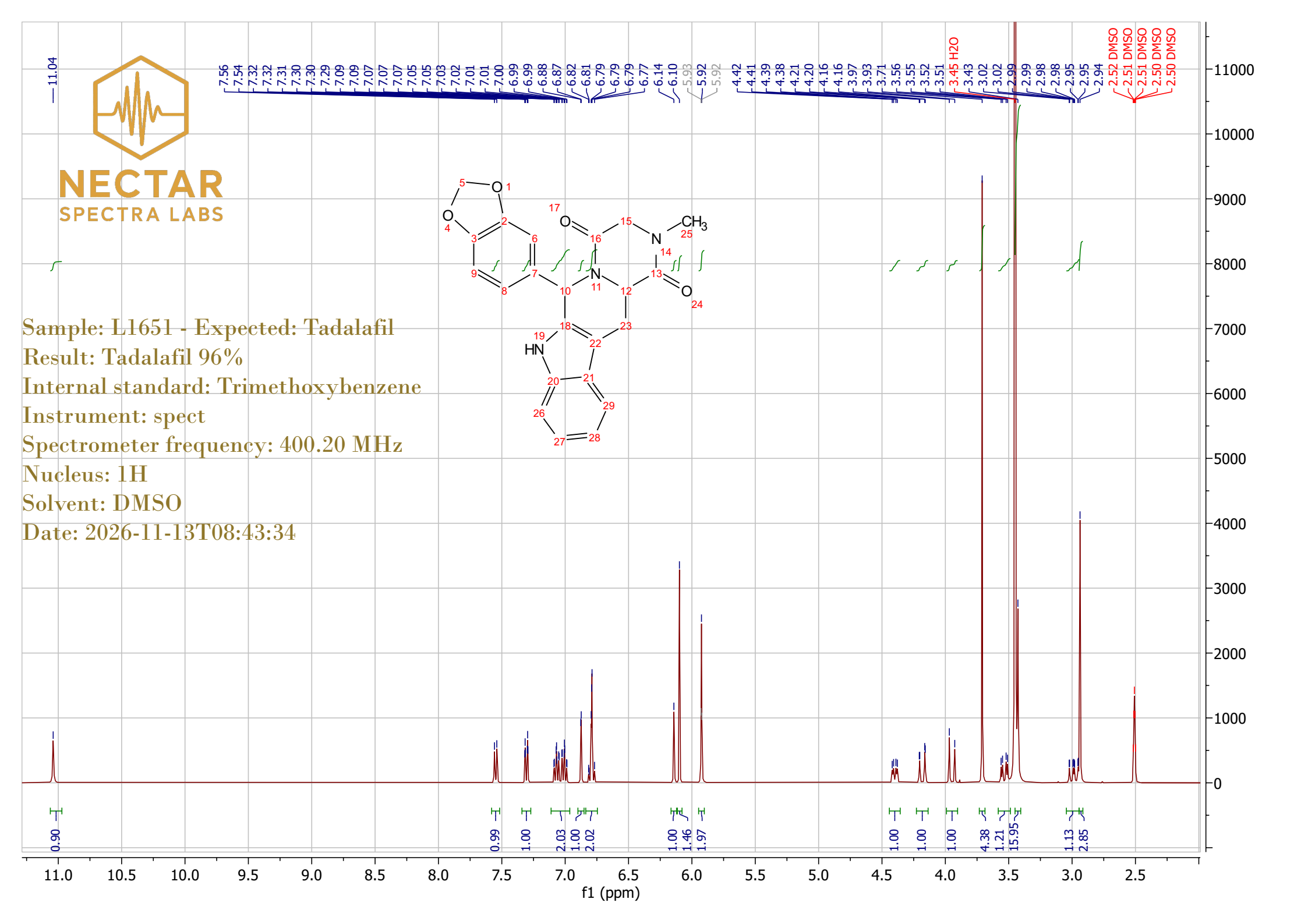
NECTAR
SPECTRA LABS
Sample: L1651 - Expected: Tadalafil
Result: Tadalafil 96%
Internal standard: Trimethoxybenzene
Instrument: spect
Spectrometer frequency: 400.20 MHz
Nucleus: 1H
Solvent: DMSO
Date: 2026-11-13T08:43:34
f1 (ppm)

Analysis Report

Sample Information

Name	L1651	**Data File Path**	C:\Users\offic\Documents\TLConscious\LAB\HPLC\Archivos ordenador HPLC\L1636AL1658PLUSNORCOCCOC 2018-07-04 20-35-19\L1651.D
Sample ID		**Acq. Time (Local)**	11/10/2026 11:59:39 AM (UTC+01:00)
Instrument	Instrument 1	**Method Path (Acq)**	0 A XTRALONGAPR2026NECTARSPECTRA.M
MS Type		**Version (Acq SW)**	
Inj. Vol. (ul)	4.99999999999999	**IRM Status**	
Position	Vial 30	**Method Path (DA)**	
Plate Pos.		**Target Source Path**	
Operator	NECTAR1	**Result Summary**	

Sample Chromatograms

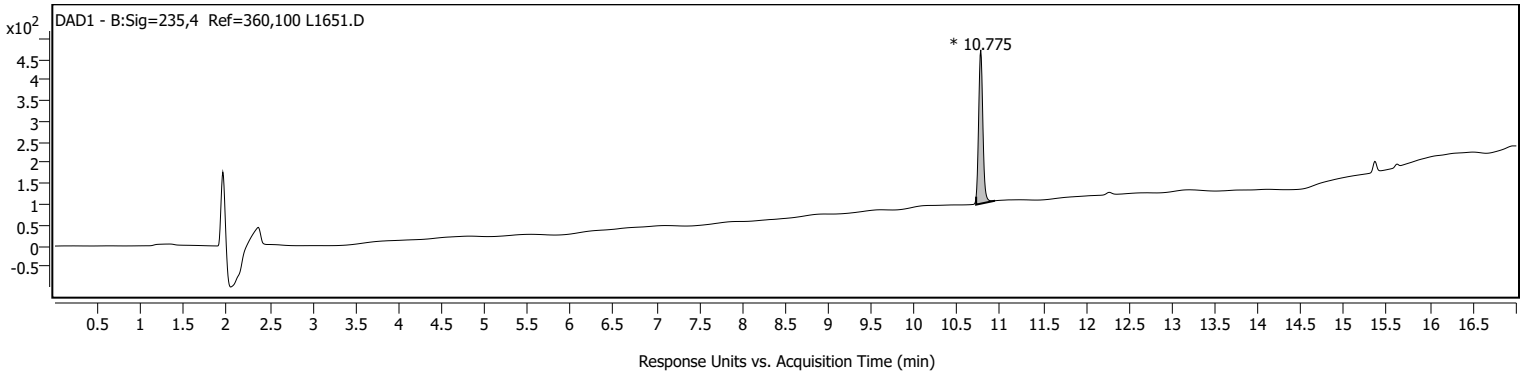

Chromatogram Peaks

Peak	Start	RT	End	Height	Area	Area %	Label
1	10.722	10.775	10.942	370	1269	100.00	

Sample UV Spectra

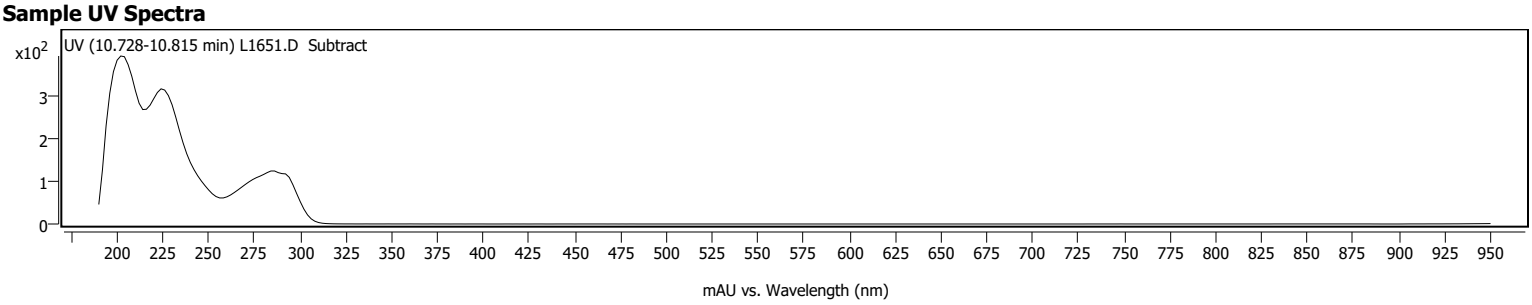

MassHunter Qual 10.0
(End of Report)

Search results for: L1651_Tadalafil
Date: Mon Nov 09 15:32:04 2026 (GMT+01:00)
Search algorithm: Correlation
Regions searched: 3495.26-700.00

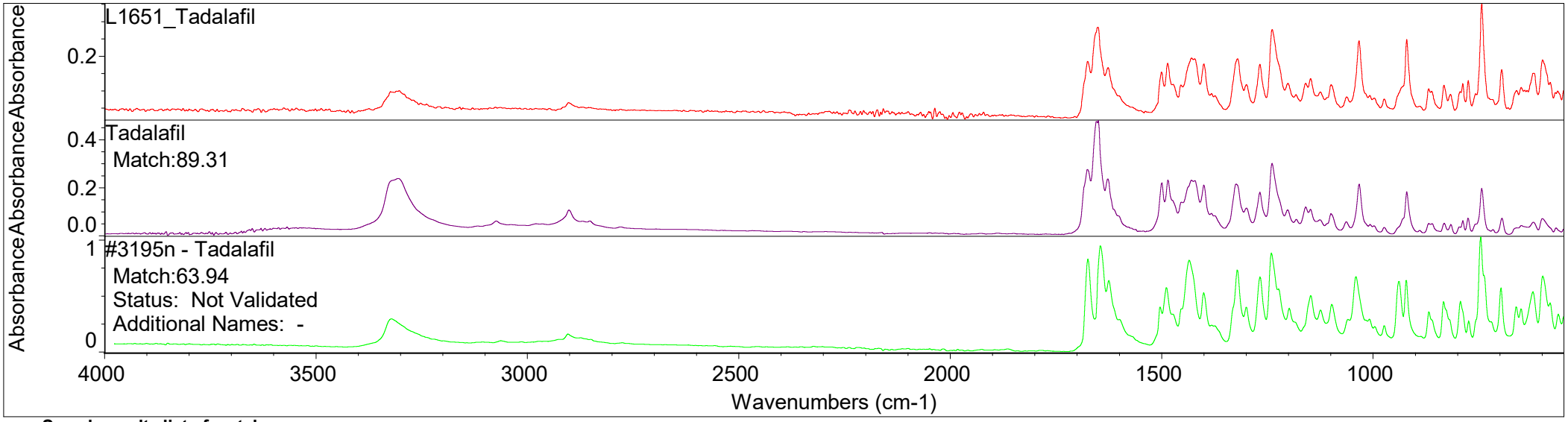

Search results list of matches

	Index	Match	Compound Name	Library Name
1	14	89.31	Tadalafil	Entea2026
2	814	63.94	#3195n - Tadalafil	ENFSI DWG Drugs Subset A
3	384	61.21	Tadalafil (Lot #LRAA8681)	Master SFL1 FTIR Library v.051524
4	423	59.01	#2191n - Tadalafil	ENFSI DWG Drugs Subset D
5	313	48.49	N-Ethyl-Tadalafil	Entea2026
6	125	42.72	#1638n - 1-Pentylindole	ENFSI DWG Drugs Subset D
7	581	41.56	#2167v - L-Tryptofaan	ENFSI DWG Drugs Subset C
8	968	41.40	#4252n - 2-(4-(2-methoxyphenyl)piperazin-1-yl)-1,2-diphenyle	ENFSI DWG Drugs Subset C
9	632	40.73	*2-(4-(2-methoxyphenyl)piperazin-1-yl)-1,2-diphenyl base ne	NPSDatahub 650
10	76	39.62	METHYL DIPHENYLPHOSPHINE, 99%	Aldrich Condensed Phase Sample Library

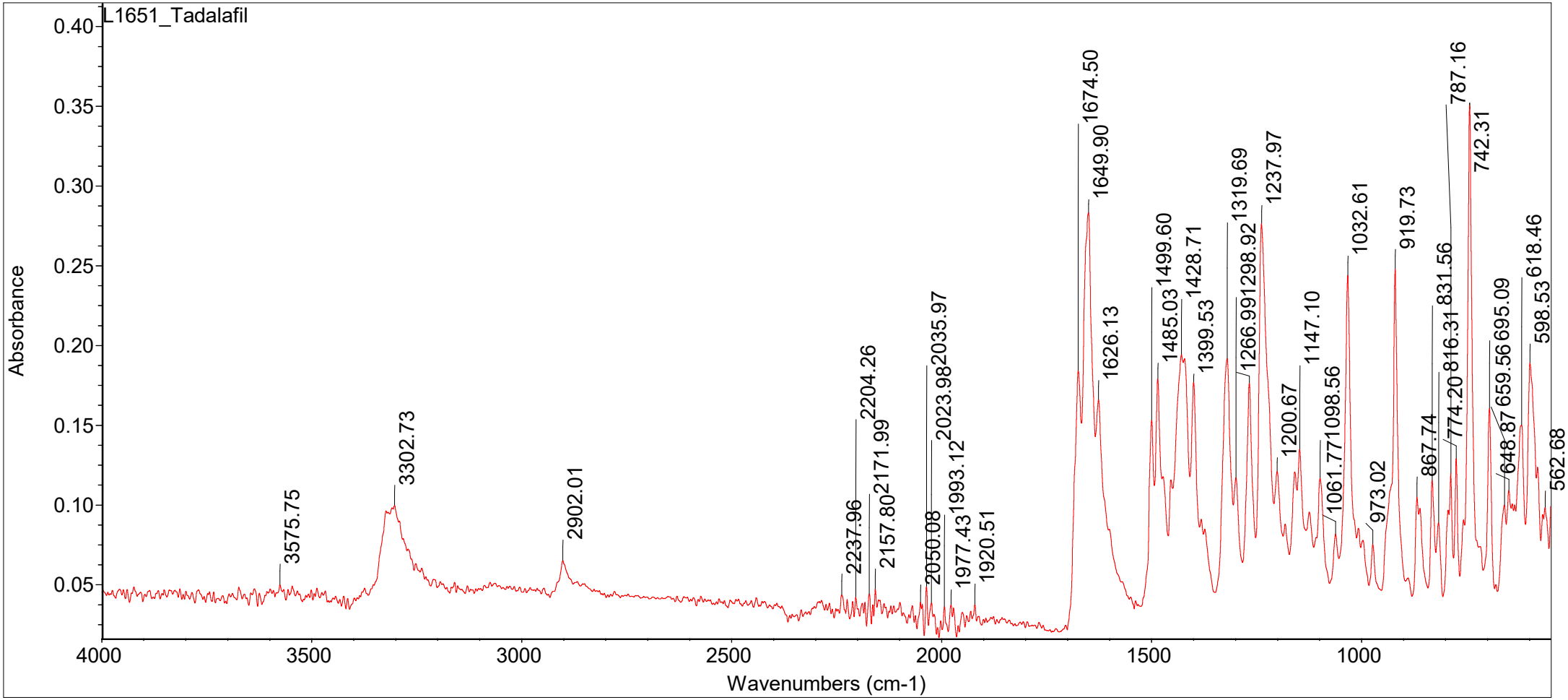

Mon Nov 09 15:31:55 2026 (GMT+01:00)
FIND PEAKS:

Spectrum:	L1651_Tadalafil		
Region:	4000.12	550.10	
Absolute threshold:	0.027		
Sensitivity:	50		
Peak list:			

Position:	562.68	Intensity:	0.0983
Position:	598.53	Intensity:	0.189
Position:	618.46	Intensity:	0.150
Position:	648.87	Intensity:	0.109
Position:	659.56	Intensity:	0.0999
Position:	695.09	Intensity:	0.160
Position:	742.31	Intensity:	0.351

Position:	774.20	Intensity:	0.129
Position:	787.16	Intensity:	0.120
Position:	816.31	Intensity:	0.0887
Position:	831.56	Intensity:	0.115
Position:	867.74	Intensity:	0.105
Position:	919.73	Intensity:	0.248
Position:	973.02	Intensity:	0.0753
Position:	1032.61	Intensity:	0.244
Position:	1061.77	Intensity:	0.0816
Position:	1098.56	Intensity:	0.117
Position:	1147.10	Intensity:	0.135
Position:	1200.67	Intensity:	0.121
Position:	1237.97	Intensity:	0.276
Position:	1266.99	Intensity:	0.176
Position:	1298.92	Intensity:	0.117
Position:	1319.69	Intensity:	0.192
Position:	1399.53	Intensity:	0.177
Position:	1428.71	Intensity:	0.194
Position:	1485.03	Intensity:	0.179
Position:	1499.60	Intensity:	0.153
Position:	1626.13	Intensity:	0.166
Position:	1649.90	Intensity:	0.283
Position:	1674.50	Intensity:	0.184
Position:	1920.51	Intensity:	0.0374
Position:	1977.43	Intensity:	0.0372
Position:	1993.12	Intensity:	0.0361
Position:	2023.98	Intensity:	0.0385
Position:	2035.97	Intensity:	0.0486
Position:	2050.08	Intensity:	0.0388
Position:	2157.80	Intensity:	0.0471
Position:	2171.99	Intensity:	0.0442
Position:	2204.26	Intensity:	0.0420
Position:	2237.96	Intensity:	0.0434
Position:	2902.01	Intensity:	0.0650
Position:	3302.73	Intensity:	0.0995
Position:	3575.75	Intensity:	0.0498